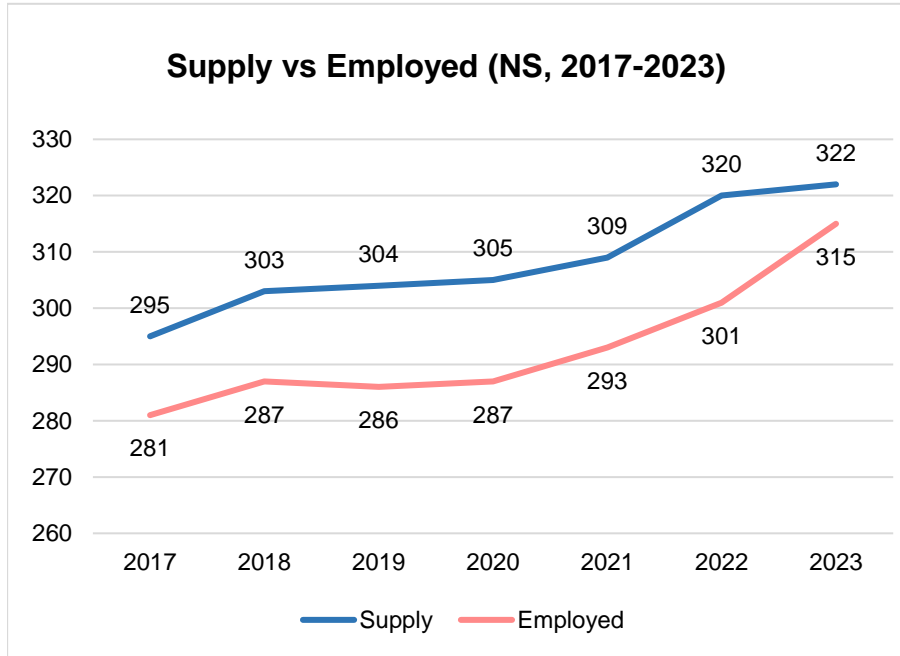


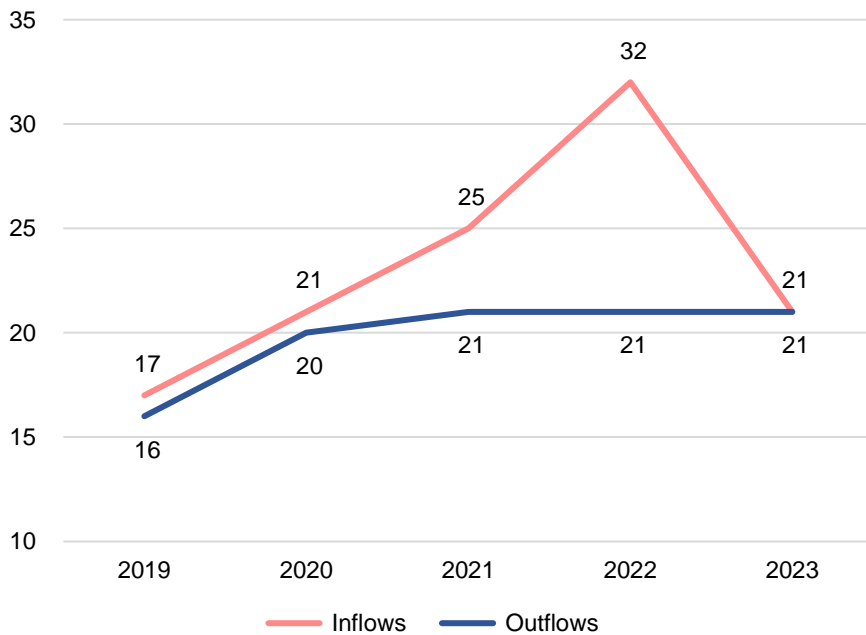
# Respiratory Therapists 2023

## Supply and Employment



Quick Facts		
Registrants	322	
Employed	315	97.8%
Change in Reg (1 year)	2	0.6%
Inflow*	21	6.5%
Outflow†	21	6.5%
Outflow 55+	4	1.2%
Outflows Avg Age	37.2	
Full-Time	234	74.3%
Part-Time	56	17.9%
Casual	25	7.8%
Average Age	42.4 years	
Avg Experience	17.1 years	

**Inflow and Outflow Trends (NS, 2019-2023)**



**Location of Graduation**

Respiratory Therapists (Total = 322)	#	%
Nova Scotia	230	71.4%
Other Provinces	90	28.0%
International	2	0.6%
New Registrants (Total = 22)	#	%
Nova Scotia	12	54.5%
Other Provinces	10	45.5%
International	0	0
New Graduates (Total = 19)	#	%
Nova Scotia	14	73.7%
Other Provinces	5	26.3%
International	0	0.0%

**DATA SOURCE:** Nova Scotia College of Respiratory Therapists Registration period: Apr 1<sup>st</sup>, 2022–Mar 31<sup>st</sup>, 2023.

**Notes:** Total Respiratory Therapists (322) exclude those on-leave.

\* Inflow refers to the number of registrants who were not registered in the previous year (i.e., new or returning registrants)

† Outflow refers to the number of registrants who registered in the previous year who did not register in the current year.

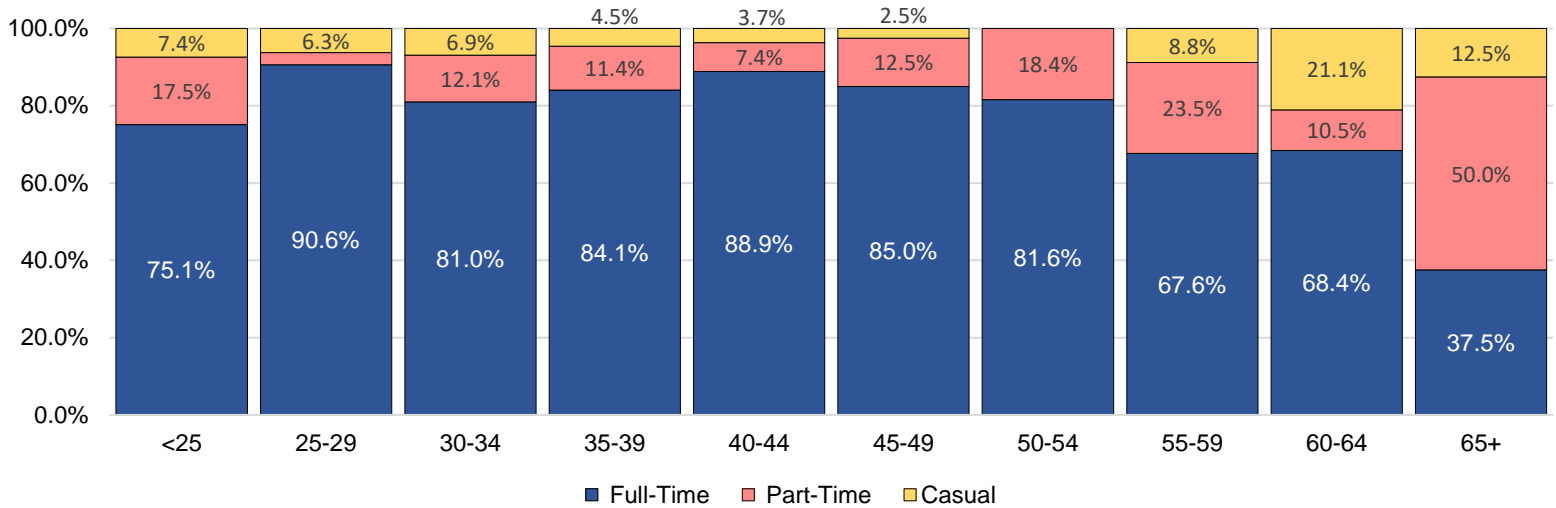
Questions regarding this Provincial Profile can be directed to:

Jane Filina, Senior Data Analyst, NS Department of Health and Wellness.

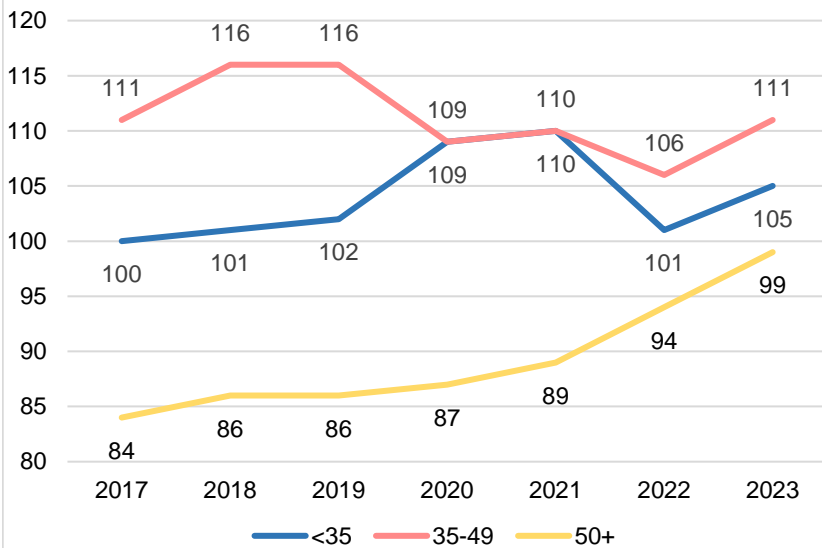
E-mail : [jane.filina@novascotia.ca](mailto:jane.filina@novascotia.ca) Phone : 902-229-6414

# Respiratory Therapists 2023

## Employment Time Status by Age Group (NS, 2023)



## Employed by Broad Age Group (NS, 2017-2023)



Workplace	Total	%
General Hospital (all areas)	143	44.4%
Primary Health Care	31	9.6%
Home Care Agency	29	9.0%
Public Health	4	1.2%
Community Health Centre	3	0.9%
Professional Practice	3	0.9%
Post-Secondary Educational Institution	3	0.9%
Government	2	0.6%
Centralized Diagnostic Laboratory Facility	1	0.3%
Free-Standing Diagnostic Laboratory	1	0.3%
Industry, Manufacturing, and Commercial	1	0.3%
Physicians Professional Practice Office	1	0.3%
Not Stated	100	31.1%

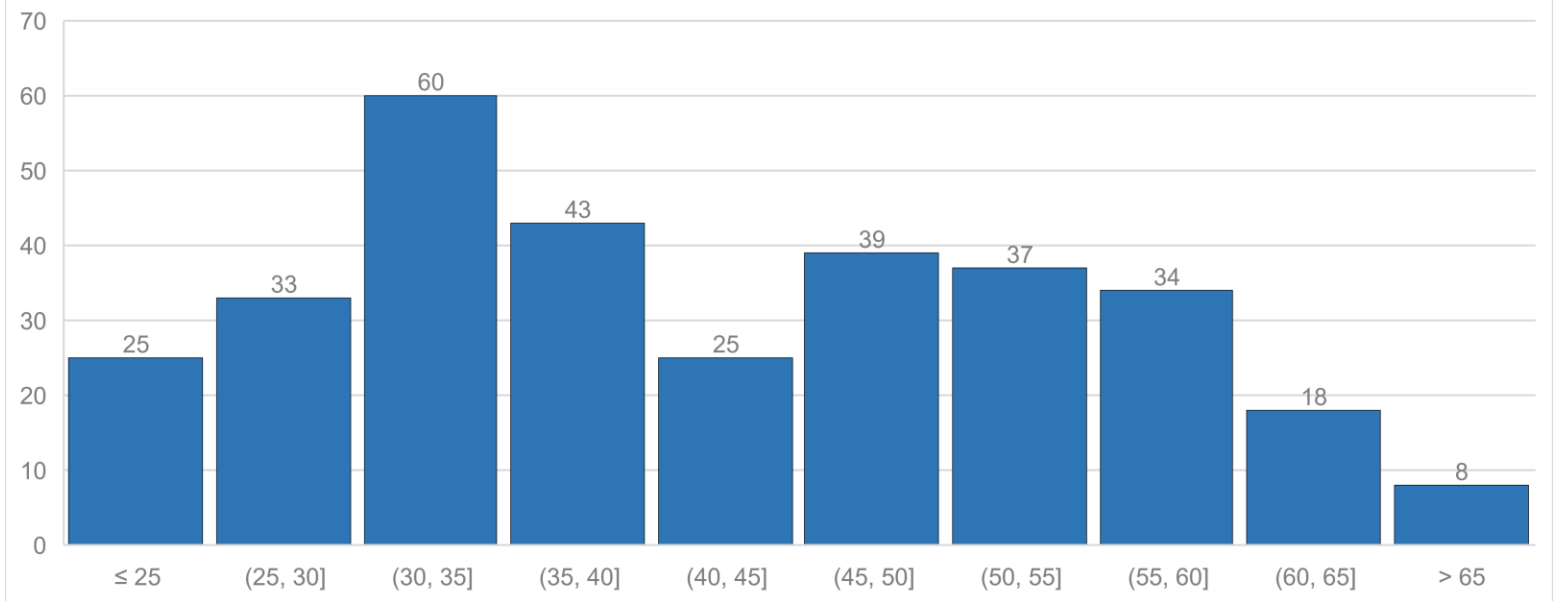
Area of Practice	Total	%
Adult Acute Care	98	30.4%
Anesthesia Assistant	25	7.8%
Home Care Services	22	6.8%
Pediatric/Neonatal Acute Care	21	6.5%
Administration	10	3.1%
Patient Educator	9	2.8%
Sleep Clinic	8	2.5%
Diagnostic Services	8	2.5%
Professional Educator	7	2.2%
Clinic or Rehabilitation	5	1.6%
Hyperbaric Medicine	3	0.9%
Sleep Lab	1	0.3%
Unknown	105	32.6%

## Age and Experience

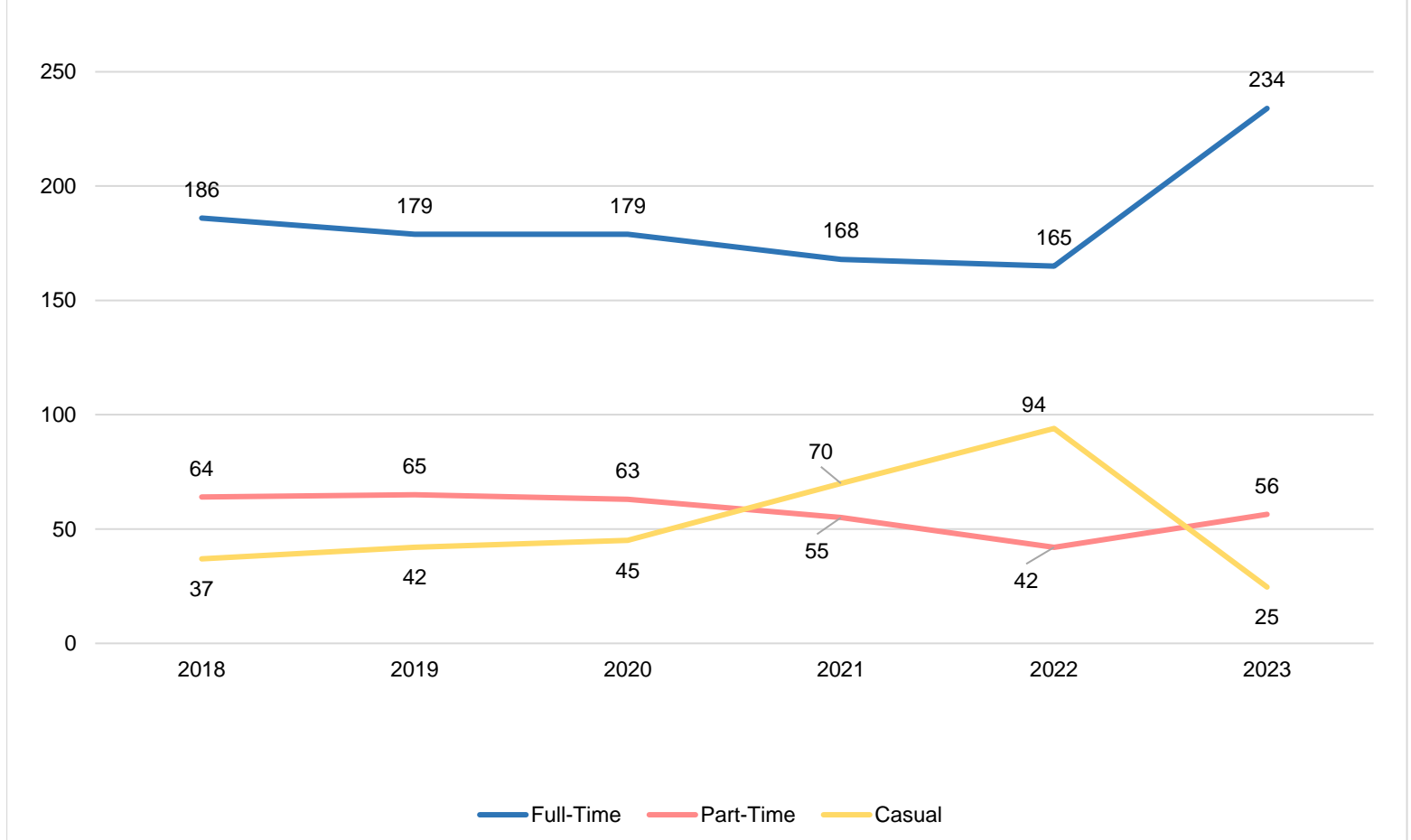
Age Profile	#	%	Years Experience	#	%
<35	105	33.3%	0-5	53	16.8%
35-49	111	35.2%	6-15	106	33.7%
50+	99	31.4%	16-30	109	34.6%
Average Age: 42.4			>30	47	14.9%
			Average Experience: 17.1		

# Respiratory Therapists 2023

## Age Distribution (NS, 2023)



## Time Status (NS, 2018-2023)



# Respiratory Therapists 2023

